

A Profile of U.S. Children with Unauthorized Immigrant Parents



By Randy Capps, Michael Fix and Jie Zong

MPI Webinar

January 13, 2016



Logistics

- Slides and audio from today's webinar will be available at www.migrationpolicy.org/events
- The report discussed today is available on our website:
 - *A Profile of U.S. Children with Unauthorized Immigrant Parents*, By Randy Capps, Michael Fix, and Jie Zong is available at: <http://bit.ly/IRK4BkY>
- If you have any problems accessing this webinar, contact us at events@migrationpolicy.org or 1-202-266-1929.
- Use Q&A chat function on the right of the screen throughout webinar to write questions. Or write events@migrationpolicy.org with your question.

Presenters



Michael Fix, President, Migration Policy Institute



Randy Capps, Director of Research, U.S. Programs, Migration Policy Institute



Hirokazu Yoshikawa, Courtney Sale Ross Professor of Globalization and Education, New York University Steinhardt and Co-Director, Global TIES for Children Center



Acknowledgments and Methodology

- **Collaborators:** Colin Hammar and James Bachmeier at Temple University, Philadelphia, provided data on the unauthorized population. Jennifer Van Hook at Pennsylvania State University advised in developing the methodology.
- **Data sources:** Census Bureau's 2008 Survey of Income and Program Participation (SIPP) and 2009-13 American Community Survey (ACS)
- **Methods:** "Multiple imputation" assigns legal status in ACS based on self-reported status in the SIPP
- **Definition of study population:** "Children of unauthorized immigrants," i.e., those residing with at least one unauthorized parent

Children with Unauthorized Parents Make Up 17 Percent of All Children in California

Ten States with Largest Populations of Children of Unauthorized Immigrants and their Shares of Overall Immigrant and Entire Child Populations, (%), 2009-13

State	Children of Unauthorized Immigrants	Children of All Immigrants	Total Child Population	Children of Unauthorized Immigrants as a Share of	
				Children of Immigrants (%)	Total Child Population (%)
United States	5,127,000	17,317,000	70,596,000	30	7
California	1,481,000	4,475,000	8,827,000	33	17
Texas	834,000	2,289,000	6,608,000	36	13
New York	293,000	1,449,000	4,112,000	20	7
Illinois	249,000	794,000	2,969,000	31	8
Florida	215,000	1,175,000	3,820,000	18	6
Georgia	188,000	467,000	2,373,000	40	8
North Carolina	179,000	381,000	2,176,000	47	8
New Jersey	168,000	697,000	1,970,000	24	9
Arizona	149,000	463,000	1,559,000	32	10
Washington	109,000	415,000	1,524,000	26	7

Source: MPI analysis of data from the 2009-13 ACS pooled and 2008 SIPP by Hammar, Bachmeier, and Van Hook.

Children with Unauthorized Parents Make Up 22 Percent of All Children in L.A. and Dallas

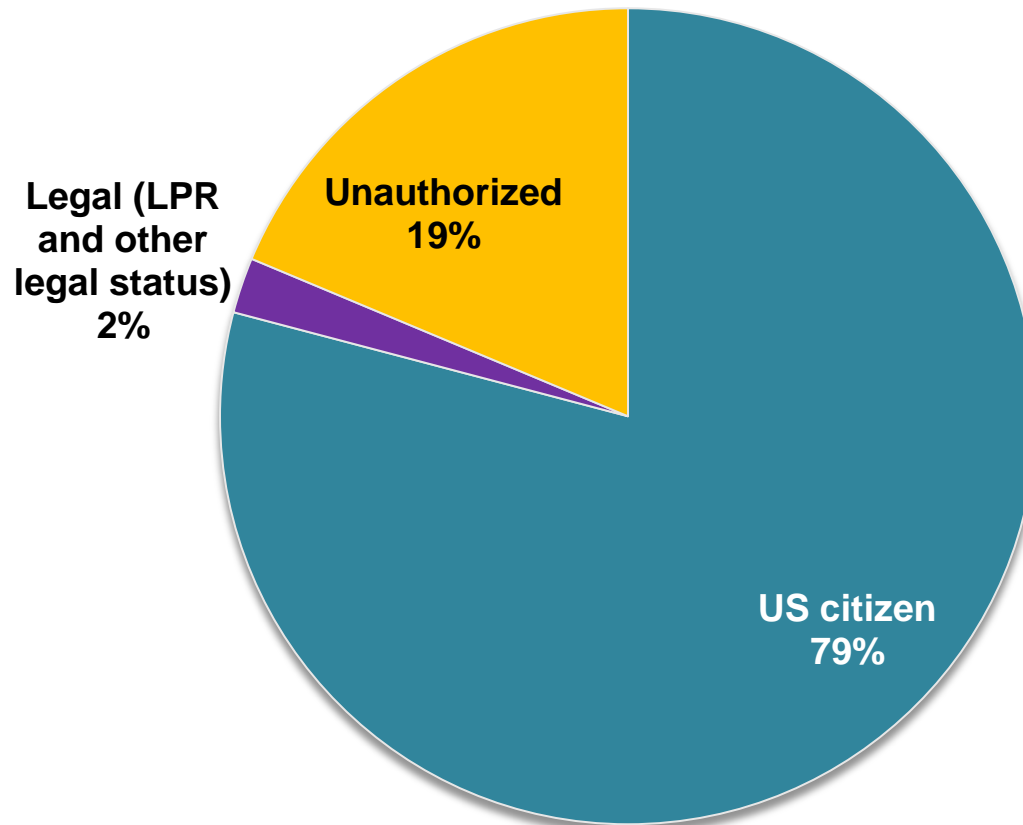
Ten Counties with Largest Populations of Children of Unauthorized Immigrants and their Shares of Overall Immigrant and Entire Child Populations, (%), 2009-13

County	Children of Unauthorized Immigrants	Children of All Immigrants	Total Child Population	Children of Unauthorized Immigrants as a Share of	
				Children of Immigrants (%)	Total Child Population (%)
United States	5,127,000	17,317,000	70,596,000	30	7
Los Angeles, CA	489,000	1,391,000	2,265,000	35	22
Harris, TX	209,000	538,000	1,115,000	39	19
Cook, IL	149,000	459,000	1,164,000	33	13
Dallas, TX	138,000	317,000	635,000	44	22
Orange, CA	132,000	400,000	708,000	33	19
Maricopa, AZ	111,000	323,000	981,000	34	11
San Diego, CA	98,000	326,000	696,000	30	14
Riverside, CA	92,000	268,000	586,000	34	16
San Bernardino, CA	80,000	238,000	554,000	33	14
Queens, NY	68,000	316,000	448,000	21	15

Source: MPI analysis of data from the 2009-13 ACS pooled and 2008 SIPP by Hammar, Bachmeier, and Van Hook.

Nationally, 79% of the 5.1 Million Children with Unauthorized Parents Are U.S. Citizens

Citizenship and Immigration Status of Children with Unauthorized Immigrant Parents, (%), United States, 2009-13



Source: MPI analysis of data from the 2009-13 ACS pooled and 2008 SIPP by Hammar, Bachmeier, and Van Hook.

Children with Unauthorized Parents Are Younger than Other Children

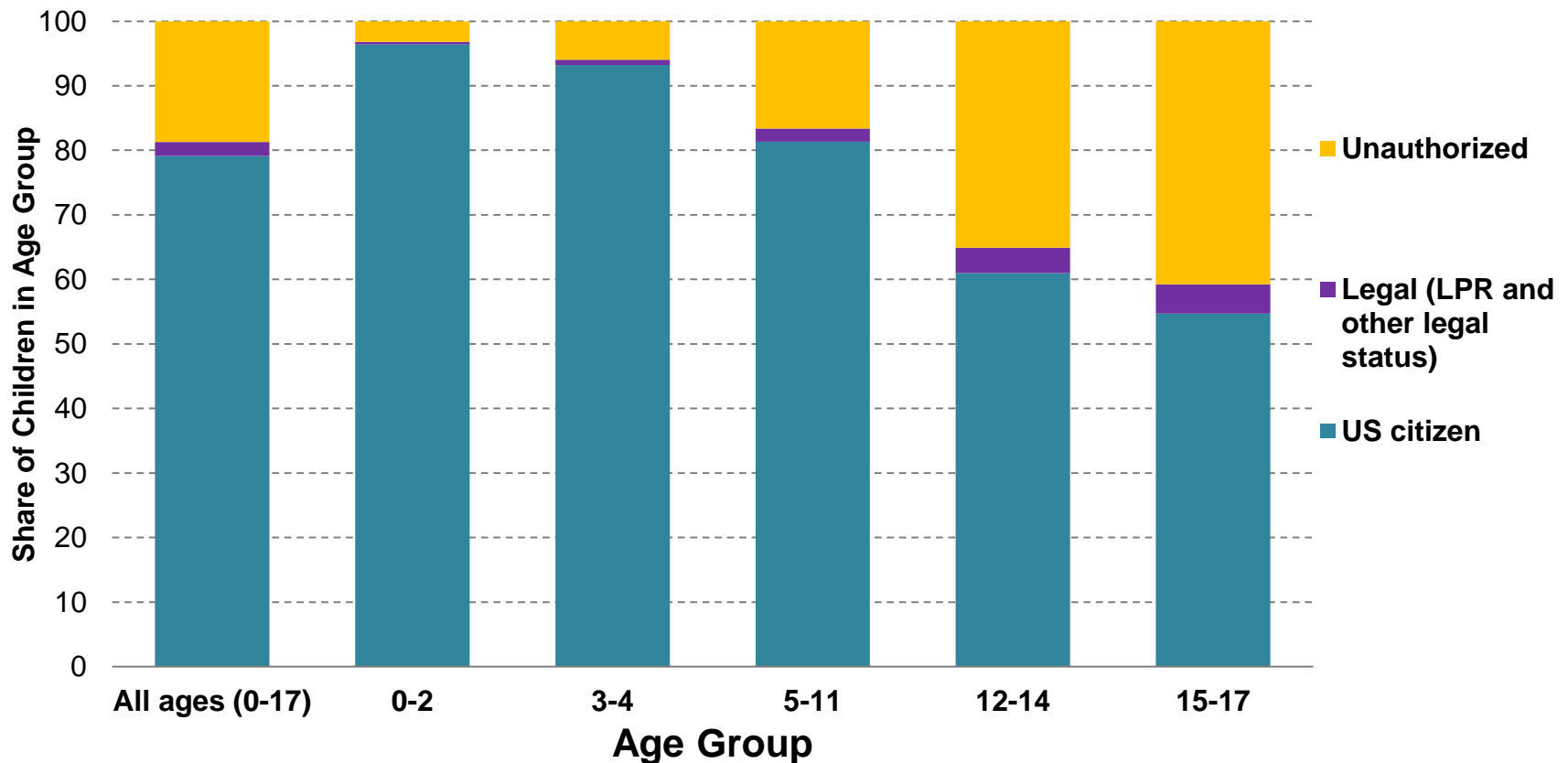
Age Distributions of Children by Parental Nativity and Legal Status, (%), United States, 2009-13

Ages	Children of Unauthorized Immigrants	Children of All Immigrants	All U.S. Children
Total	100	100	100
0-2	18	16	16
3-4	13	12	11
5-11	40	40	39
12-14	15	17	17
15-17	13	16	17

Source: MPI analysis of data from the 2009-13 ACS pooled and 2008 SIPP by Hammar, Bachmeier, and Van Hook.

Older Children with Unauthorized Parents Are More Likely to be Unauthorized

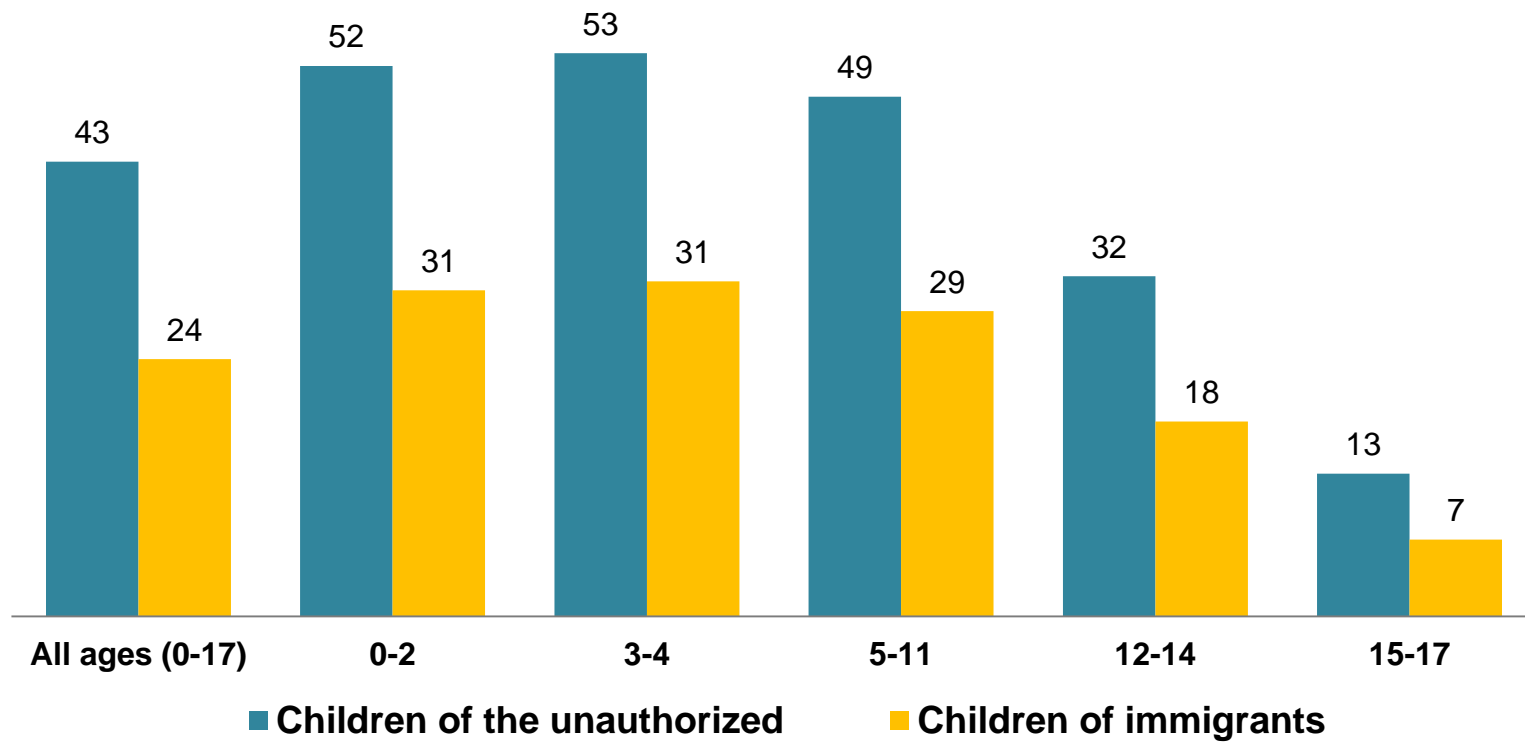
Immigration Status of Children with Unauthorized Immigrant Parents, by Age Group, (%), United States, 2009-13



Source: MPI analysis of data from the 2009-13 ACS pooled and 2008 SIPP by Hammar, Bachmeier, and Van Hook.

43% of Children with Unauthorized Parents Are Linguistically Isolated

Linguistic Isolation among Children of Immigrants, by Age Group and Parental Legal Status, (%), United States, 2009-13

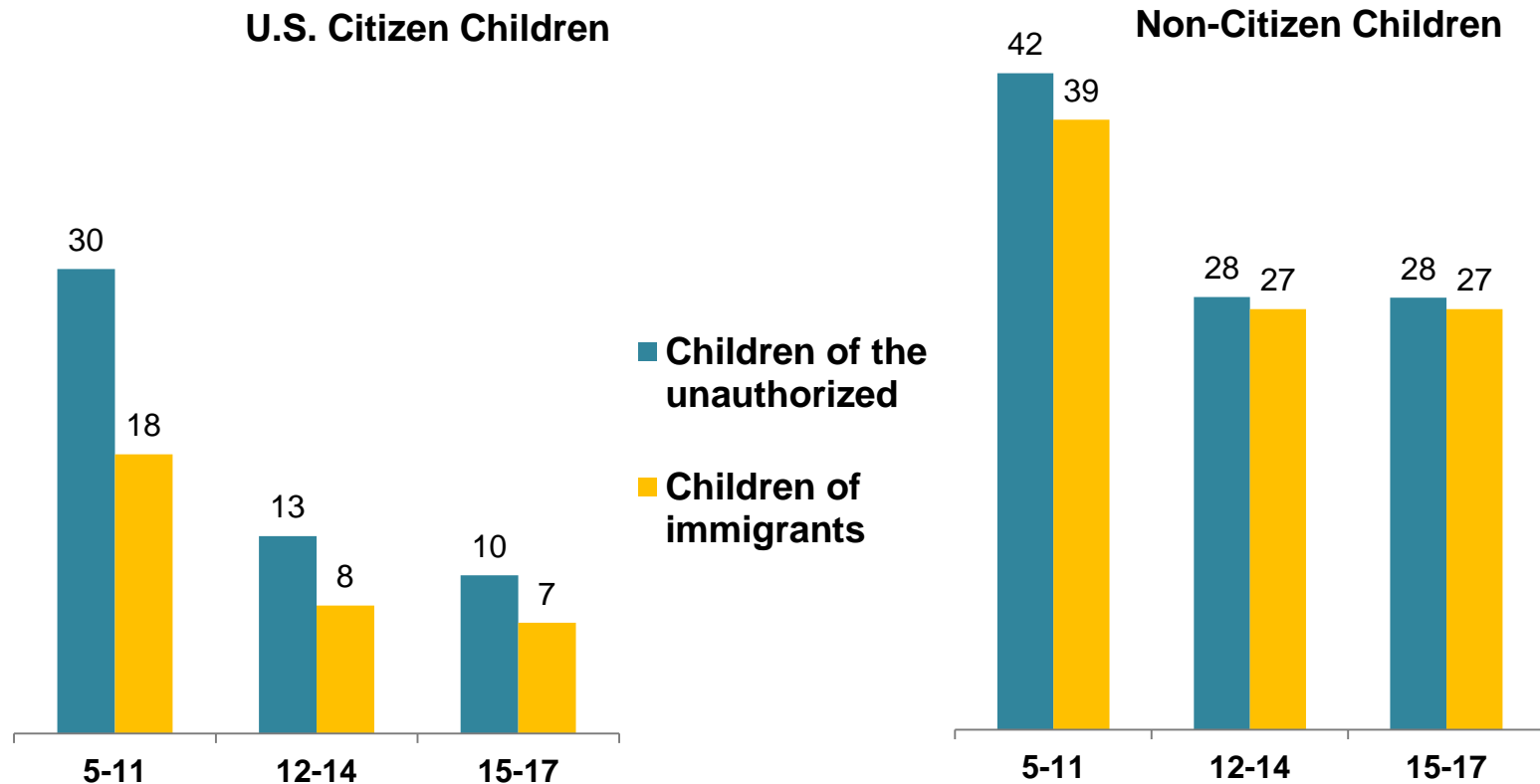


Note: Linguistically isolated children lived in households where no members ages 14 or over spoke English very well.

Source: MPI analysis of data from the 2009-13 ACS pooled and 2008 SIPP by Hammar, Bachmeier, and Van Hook.

U.S.-Citizen Children with Unauthorized Parents Are Less Likely to be LEP

Share Limited English Proficient (LEP) of Children Ages 5 and Older, by Parental Legal Status and by Child Age and Citizenship, (%), 2009-13

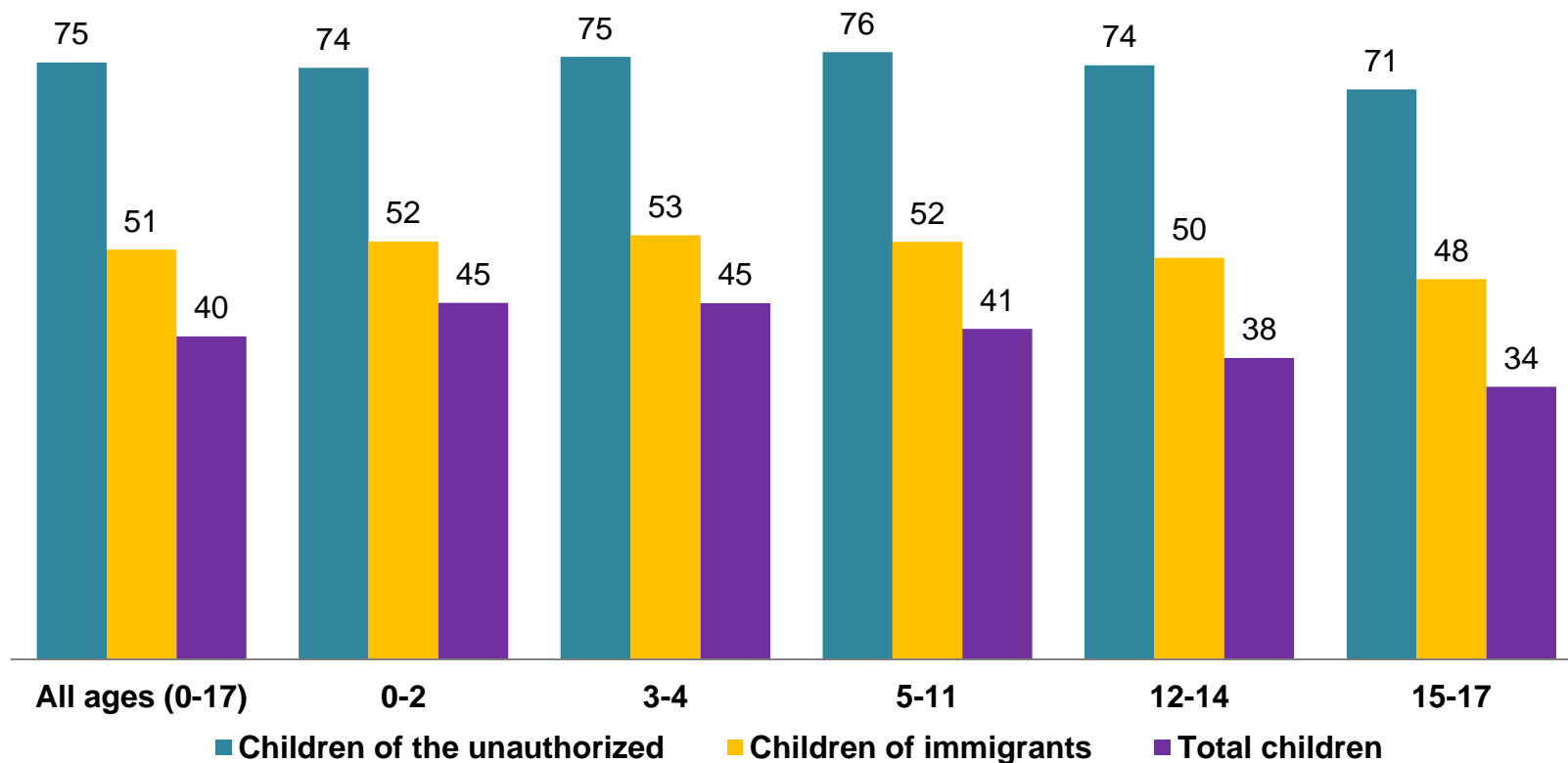


Note: Limited English Proficient (LEP) refers to any person age 5 and older who reported speaking English less than "very well" as classified by the U.S. Census Bureau.

Source: MPI analysis of data from the 2009-13 ACS pooled and 2008 SIPP by Hammar, Bachmeier, and Van Hook.

3/4 of Children of the Unauthorized Live in Low-Income Families

Children in Low-Income Families, by Age Group and by Parental Nativity and Legal Status, (%), United States, 2009-13

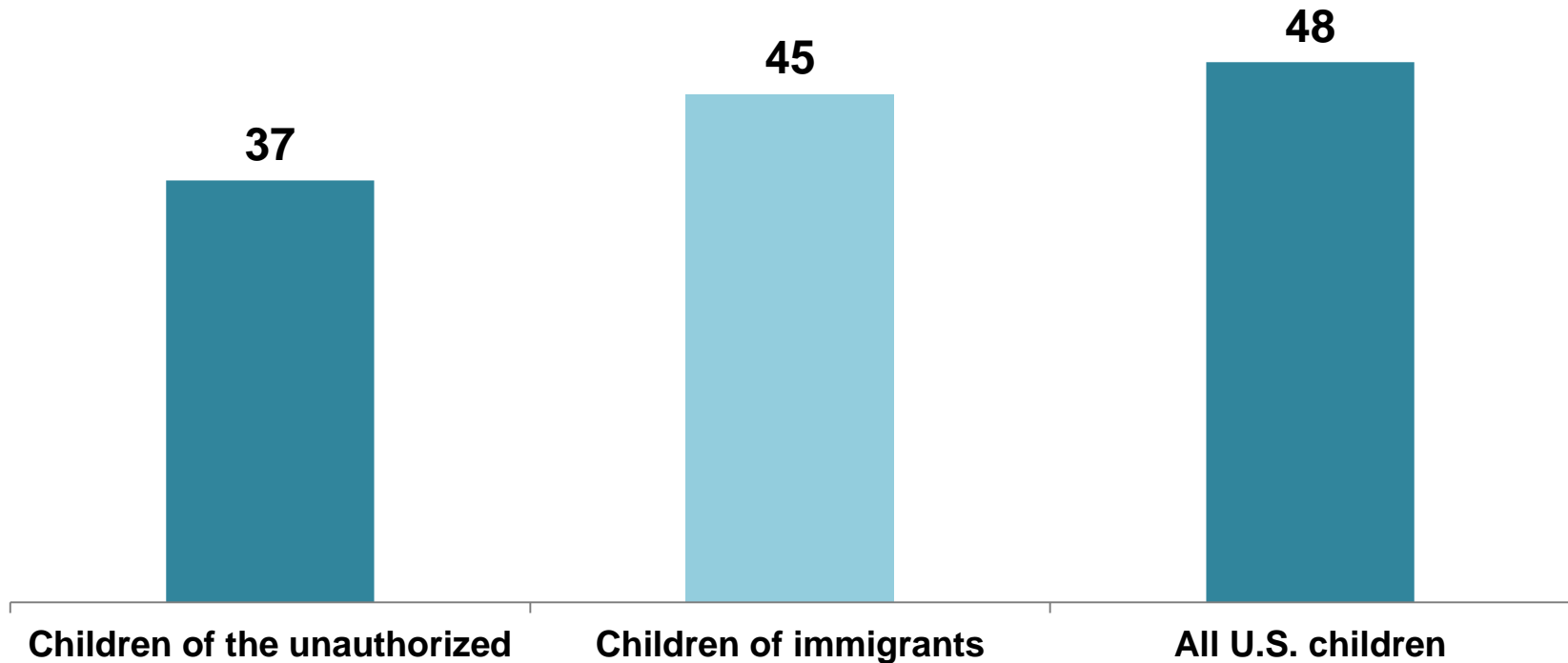


Note: "Low income families" had annual incomes below 185 percent of the federal poverty level, which was \$23,550 for a family of four in 2013.

Source: MPI analysis of data from the 2009-13 ACS pooled and 2008 SIPP by Hammar, Bachmeier, and Van Hook.

Children with Unauthorized Parents Have Low Preschool Enrollment Rate

Preschool Enrollment of Children Ages 3 to 4, by Parental Nativity and Legal Status, (%), United States, 2009-13



Note: Preschool programs may include Head Start, prekindergarten programs in public schools, or other center-based child care. The ACS data employed do not provide details on the types of preschool programs attended.

Source: MPI analysis of data from the 2009-13 ACS pooled and 2008 SIPP by Hammar, Bachmeier, and Van Hook.

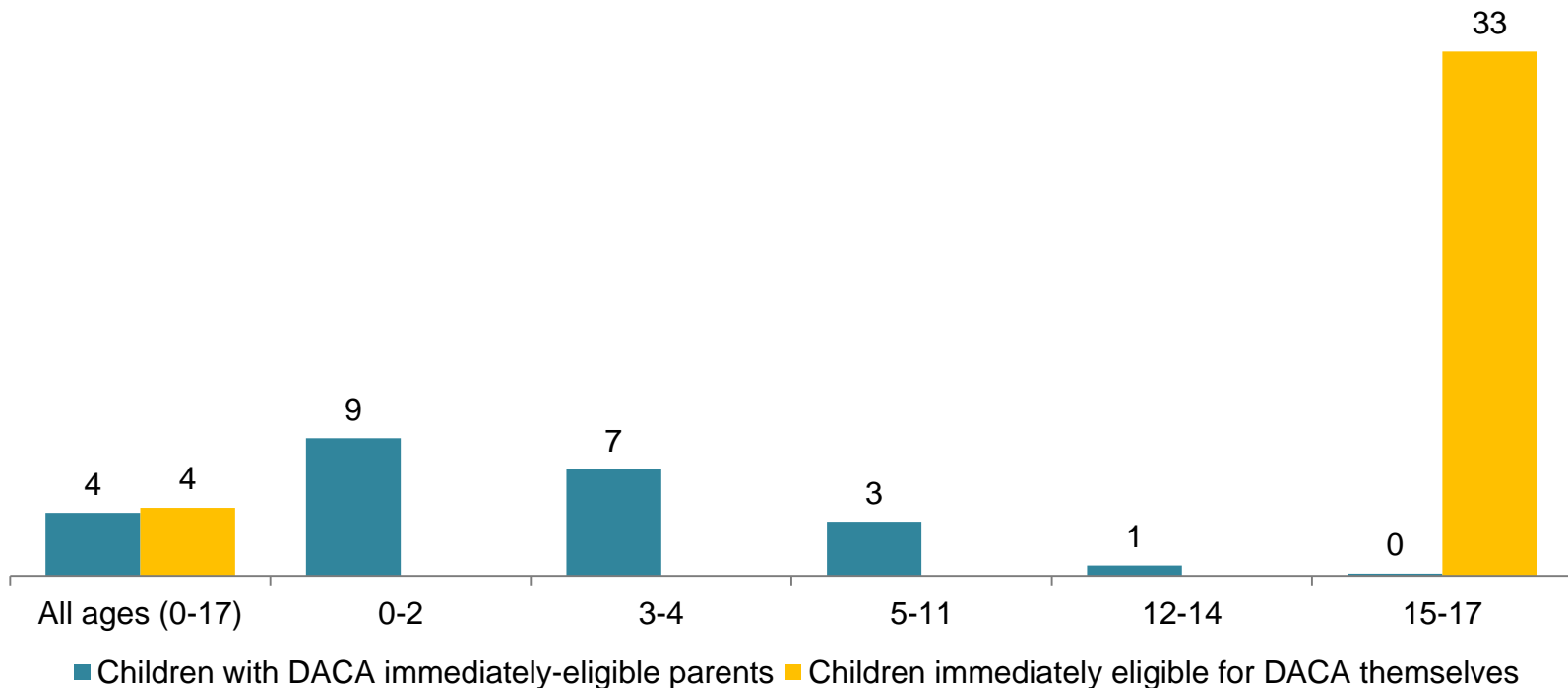


Deferred Action Programs

- 2012 Deferred Action for Childhood Arrivals (DACA):
 - unauthorized immigrant youth ages 15-30, with at least 5 years continuous residence, arrived in the country before age 16, and in school or graduated high school
 - 2012 initial DACA program still in effect
 - 2014 expansion enjoined by federal court
- 2014 Deferred Action for Parents of Americans and Lawful Permanent Residents (DAPA):
 - unauthorized immigrant parents of citizens and LPRs with five years or more of continuous U.S. residence
 - Enjoined by federal court with DACA expansions
- Both programs would provide temporary reprieve from deportation and work permits (but not legal status).

Only 4% of Children of the Unauthorized Have Parents Immediately Eligible for DACA

Children Immediately Eligible for DACA and with Parents Immediately Eligible for DACA (2012 rules), by Age Group, (%), 2009-13

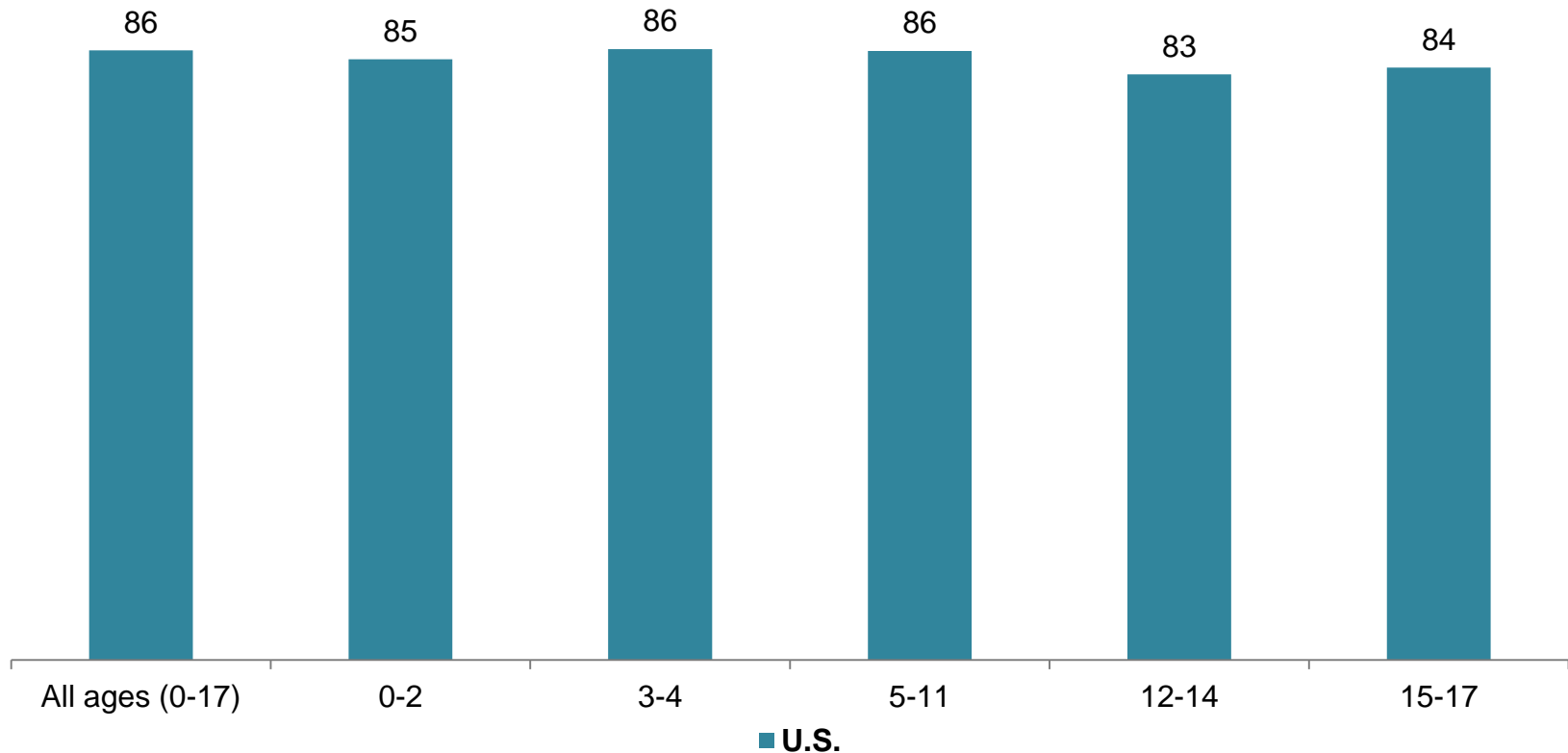


Note: Immediately eligible DACA youth and parents met all the requirements for the program including school enrollment or a high school diploma or equivalent. An additional small number of youth and parents (less than 100,000) could qualify for DACA if they enrolled in an adult education program; the number enrolling in such a program is not recorded in the ACS data employed.

Source: MPI analysis of data from the 2009-13 ACS pooled and 2008 SIPP by Hammar, Bachmeier, and Van Hook.

Over 80% of Children of the Unauthorized Have Parents Qualifying for DAPA across All Ages

Children with Unauthorized Immigrant Parents Potentially Eligible for DAPA, by Age Group, (%), California and United States, 2009-13



Note: The shares of children with parents eligible for DAPA displayed here exclude a small number of children with one parent eligible for DAPA and the other immediately eligible for DACA.

Source: MPI analysis of data from the 2009-13 ACS pooled and 2008 SIPP by Hammar, Bachmeier, and Van Hook.



Conclusions

- 5.1 million children with unauthorized parents:
 - 1.5 million or 29% reside in California.
 - 490,000 or almost 10% reside in Los Angeles.
 - 4.1 million (79%) are U.S. citizens.
 - 959,000 children in U.S. are unauthorized.
 - 219,000 of these children are ages 15-17 and eligible for DACA.
- These children have more exposure to a number of risk factors than other children, especially:
 - Unauthorized status of parents
 - High linguistic isolation rate (declines as children age)
 - Lower incomes persisting across all age groups
- DAPA would provide wide protection for parents:
 - 86% have potentially eligible parents in the United States.

Comments on “A Profile of Children with Unauthorized Immigrant Parents in the United States”

Hirokazu Yoshikawa

Steinhardt School of Culture, Education and
Human Development

Co-Director, Global TIES for Children Center
New York University

Why is this report important?

- If implemented, DAPA could benefit millions of children of unauthorized parents (86% of this population)
- How would it do so?
 - Provide greater access to employment
 - Provide greater access to resources and learning opportunities for their children, particularly preschool education
- These would help address issues of limited English proficiency

Effects of parent unauthorized status on children and youth

- Mounting evidence that parent unauthorized status harms child and youth development (Waters & Pineau, 2015; Yoshikawa, 2011, *Immigrants Raising Citizens*):
 - Why? Despite generally positive parenting practices:
 - **Higher stress** – related to deportation fears
 - **Worse work conditions** – lower wages, workplace benefits,
 - Rates of illegally low wages between 30 and 40 percent, much higher than low-wage *authorized* (Bernhardt et al., 2013; Yoshikawa, 2011)
 - **Threat of parent-child separation** – detention / removal / deportation
 - **Lower enrollment of citizen children and youth in programs they are eligible for**
 - Preschool and child care subsidies (Brabeck et al., 2016; Yoshikawa, 2011)

What child outcomes are affected by growing up with an unauthorized parent?

- In middle childhood, **lower academic achievement** (Brabeck et al., 2016); **higher withdrawn and acting-out behaviors** (Landale et al., 2015)
- By adolescence, **higher anxiety and depressive symptoms** (Potochnick & Perreira, 2010)
- By young adulthood – **1.25 to 1.50 fewer years of schooling** (Bean, Brown, & Bachmeier, 2015)
- **Deportation proceedings' and family-member detention effects** on child behavior problems, school attendance and mental health (Chaudry et al., 2010; Koball et al., 2015)

Economic benefits of high-quality preschool

- Estimated returns to society of high quality public preK (in adult earnings) of
- **\$4.08 benefit for every \$1 cost** (Bartik, Gormley, & Adelstein, 2012, *Economics of Education Review*)
- **Based on overall impacts of the Tulsa program; the larger effects on Latino and DLL children in Tulsa suggest that estimated returns may be higher for this group**

Benefits of preschool for immigrant-origin children, children of unauthorized parents

- Head Start's effects on dual-language learner children and children of Latino backgrounds larger than effects on non-DLL or non-Latino children (Admin for Children and Families, 2010; Bloom & Weiland, 2015)
- Same pattern observed for effects of high-quality public preK programs (Boston and Tulsa; Gormley, Phillips, Dawson, 2005; Weiland & Yoshikawa, 2013)
- New study: children of unauthorized parents benefit from preschool education (Kalina Brabeck et al., 2016, *Applied Developmental Science*)
- Yet this MPI report shows lower rates of access to preschool for children of unauthorized parents

Conclusion:

Magnitude of the problem

- 5.1 million children with at least one unauthorized parent
- Nearly one in three children of immigrants in the United States
- Blocked from learning opportunities even as U.S. citizen children
- Access to opportunities such as preschool education has economic benefits for the nation

References

- Bartik, T. J., Gormley, W., & Adelstein, S. (2012). Earnings benefits of Tulsa's pre-K program for different income groups. *Economics of Education Review*, 31(6), 1143-1161.
- Bean, F. D., Brown, S. K., & Bachmeier, J. D. (2015). *Parents without papers: The progress and pitfalls of Mexican American integration*. New York: Russell Sage Foundation.
- Bernhardt, A., Spiller, M. W., & Polson, D. (2013). All work and no pay: Violations of employment and labor laws in Chicago, Los Angeles and New York City. *Social Forces*, 91(3), 725-746.
- Bloom, H. S., & Weiland, C. (2015). Quantifying Variation in Head Start Effects on Young Children's Cognitive and Socio-Emotional Skills Using Data from the National Head Start Impact Study. *Available at SSRN 2594430*.
- Brabeck, K. M., Sibley, E., Taubin, P., & Murcia, A. (2016). The influence of immigrant parent legal status on US-born children's academic abilities: The moderating effects of social service use. *Applied Developmental Science*, 1-13.
- Chaudry, A., Capps, R., Pedroza, J. M., Castaneda, R. M., Santos, R., & Scott, M. (2010). *Facing our future: Children in the aftermath of immigration enforcement*. Washington, DC: The Urban Institute.
- Gormley Jr, W. T., Gayer, T., Phillips, D., & Dawson, B. (2005). The effects of universal pre-K on cognitive development. *Developmental psychology*, 41(6), 872.
- Koball, H., Capps, R., Hooker, S., Perreira, K., Campetella, A., Pedroza, J. M., Monson, W., & Huerta, S. (2015). *Health and Social Service Needs of US-Citizen Children with Detained or Deported Immigrant Parents*. Washington, DC: Migration Policy Institute and The Urban Institute.
- Landale, N. S., Hardie, J. H., Oropesa, R. S., & Hillemeier, M. M. (2015). Behavioral functioning among Mexican-origin children does parental legal status matter? *Journal of Health and Social Behavior*, 56, 2-18.
- Potochnick, S. R., & Perreira, K. M. (2010). Depression and anxiety among first-generation immigrant Latino youth: key correlates and implications for future research. *The Journal of Nervous and Mental Disease*, 198, 470-477.
- U.S. Department of Health and Human Services, Administration for Children and Families. (2010). *Head Start Impact Study. Final Report*. Washington, DC.
- Waters, M.C., & Pineau, M.G. (2015). (Eds.). *Integrating immigrants into the United States: Americans all (Report of the National Academy of Sciences Consensus Committee on Integrating Immigrants into American Society)*. Washington, DC: National Academy Press
- Weiland, C., & Yoshikawa, H. (2013). Impacts of a prekindergarten program on children's mathematics, language, literacy, executive function, and emotional skills. *Child Development*, 84(6), 2112-2130.
- Yoshikawa, H. (2011). *Immigrants raising citizens: Undocumented parents and their young children*. New York: Russell Sage Foundation.



Questions and Answers

- Use Q&A chat function on the right of the screen to write questions. Or send an email to events@migrationpolicy.org with your question.
- Slides and audio from today's webinar will be available at www.migrationpolicy.org/events
- The report discussed today is available on our website:
 - *A Profile of U.S. Children with Unauthorized Immigrant Parents*, By Randy Capps, Michael Fix, and Jie Zong is available at: <http://bit.ly/IRK4BkY>



For More Information

Randy Capps
Director of Research
U.S. Programs, MPI
rcapps@migrationpolicy.org

Hirokazu Yoshikawa
Co-Director, Global TIES for Children
Center, New York University
Hiro.yoshikawa@nyu.edu

Reporters can contact:

Michelle Mittelstadt
Director of Communications
mmittelstadt@migrationpolicy.org
+1-202-266-1910

For additional information and to receive updates:

www.migrationpolicy.org

For interactive data tools on U.S. and International migration data, visit:

<http://www.migrationpolicy.org/programs/data-hub>

State and County Level Data on Children of Unauthorized Coming Soon!!